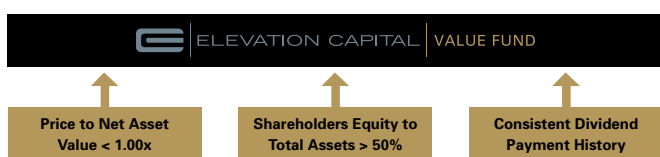


### Description and Investment Strategy

The Value Fund is an investment fund which enables investors who are seeking long-term capital growth to invest in equities on a global basis, while at the same time adhering strictly to a "Margin of Safety" investment philosophy. The strategy of the Fund is to acquire stocks trading at a discount in relation to their net asset value, with low debt levels, and which have a history of paying dividends. Elevation Capital implements this approach by screening for stocks based on the following conservative value investment criteria:



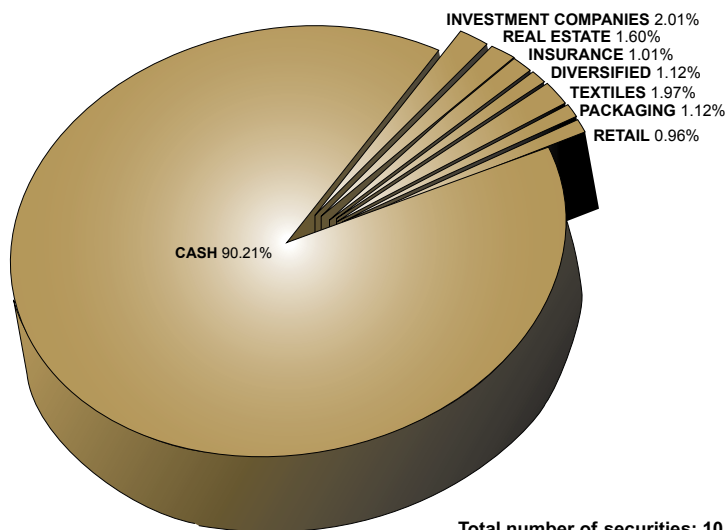
Elevation Capital then conducts a bottom-up qualitative overlay to:

- Identify hidden assets on the balance sheet [eg real estate or investment assets at historic cost]
- Review debt profile and contingent liabilities
- Discount intangibles/goodwill
- Attempt to avoid poor management, whose interests are not aligned with shareholders

Elevation Capital's bottom-up, proprietary research tends to lead the Fund to investment opportunities in medium and smaller capitalization companies in out of favour or overlooked industries / sectors. The Fund invests long only and is indifferent to index compositions. Given our strict value discipline the Fund may hold a portion of assets in cash during periods when attractive investments cannot be found.

Please see separate risk disclosure statement on the next page for further important information.

### Portfolio Composition - Industry



### Current Unit Price / Key Information

CURRENT UNIT PRICE	NZ\$ 1.0000
Buy Price	NZ\$ 1.0060
Exit Price	NZ\$ 1.0000
Number of Holdings	10
Number of Countries	4
FX Hedges	Nil
Fund Manager	Christopher Swasbrook
Inception Date	09 December 2008
Unit Pricing / Update	Monthly
Investor Letters	Quarterly
Investment Horizon	5 years+
Benchmark	NZ CPI +5.00%
Management Fee	0.95%p.a.
Performance Fee	20% of gains above benchmark
High-Water Mark	Yes

Buy Spread of 0.6% is paid to the Fund.

Exit Price is before Break Fees payable to the Manager.

The Break Fees are detailed in the Investment Statement, Prospectus and Establishment Deed. All of which are available at [www.elevationcapital.co.nz](http://www.elevationcapital.co.nz) or on request from the Manager.

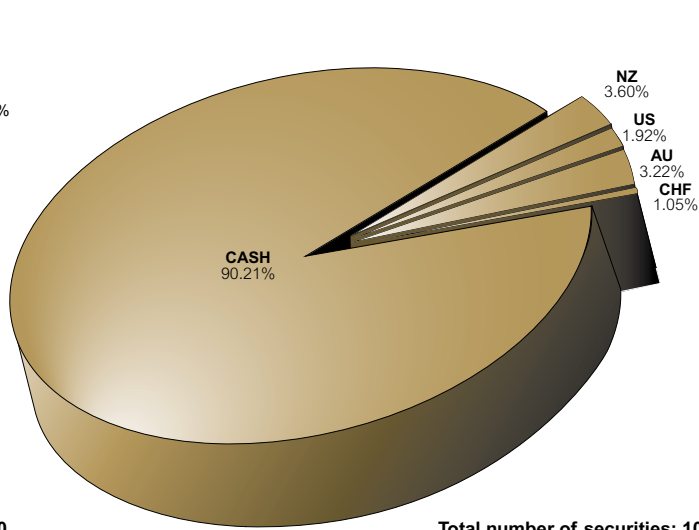
### Investment Returns

	VALUE FUND (+/- %)	BENCHMARK NZ CPI +5%
Dec - 2008	0.00%	+0.67%
Since Inception	0.00%	+0.67%

Performance returns are calculated using exit price to exit price, net of taxes and ongoing fees, but excluding entry costs and break fees and any individual taxes. The performance quoted represents past performance, which does not guarantee future results.

The investment return and principal value of an investment in the Fund will fluctuate, so that an investor's units in the Fund, when redeemed, may be worth more or less than their original cost. Current performance may be lower or higher than the performance data quoted.

### Portfolio Composition - Market





## Risk Disclosure Statement

The information contained in this report has been prepared solely for informational purposes. It is not an offer to buy or sell or a solicitation of an offer to buy or sell units in the Elevation Capital Value Fund or to participate in any trading strategy. If any offer of units in the Elevation Capital Value Fund is made, it shall be pursuant to a definitive Investment Statement and Prospectus prepared by or on behalf of the Elevation Capital Value Fund which will supersede this information in its entirety.

Any decision to invest in the Elevation Capital Value Fund should be made only after reviewing the definitive Investment Statement and Prospectus (available at [www.elevationcapital.co.nz](http://www.elevationcapital.co.nz) or by contacting Elevation Capital Management Limited, PO Box 911145, Victoria Street West, Auckland 1142, New Zealand), conducting such investigations as the investor deems necessary and consulting the investor's own investment, legal and tax advisors in order to make an independent determination of the suitability and consequences of an investment in the Fund.

All performance data, portfolio composition data and risk targets contained in this report are subject to revision by the Manager and are provided solely as a guide to current expectations. There can be no assurance that the Fund will achieve any targets or that there will be any return on or of capital.

### **Historical returns are not predictive of future results.**

The Fund invests "long only" – this means the Fund only purchases equity securities (or holds cash as an alternative). This means the Fund's unit price will fluctuate based on changes in the prices of equity securities it holds and changes in interest rates the Fund receives on its cash holdings. The Fund does not engage in short selling or derivative based strategies. The Fund also does not use leverage (borrowings).

International investments involve special risks, including currency fluctuations, lower liquidity, different accounting methods, economic and political systems. These risks are typically greater in emerging markets. The Fund may invest a significant portion of its assets in the stocks of small and medium-sized companies, which tend to be more volatile and less liquid than those of large companies, may have underperformed the stocks of larger companies during some periods and tend to have a shorter history of operations than larger companies.

### **Value stocks may underperform other asset types during a given period.**