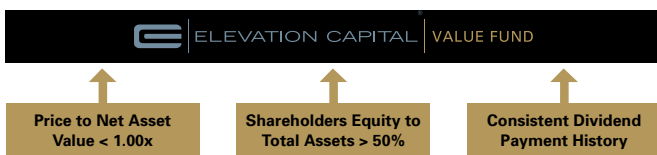


**Description and Investment Strategy**

The Value Fund is an investment fund which enables investors who are seeking long-term capital growth to invest in equities on a global basis, while at the same time adhering to a "Margin of Safety" investment philosophy. The strategy of the Value Fund is to primarily acquire stocks trading at a discount in relation to their net asset value, with low debt levels, and which have a history of paying dividends. Elevation Capital implements this approach by initially screening for stocks based on the following conservative value investment criteria:



Elevation Capital then conducts a bottom-up qualitative overlay to:

- Identify hidden assets on the balance sheet [e.g. real estate or investment assets at historic cost]
- Review debt profile and contingent liabilities
- Discount intangibles / goodwill where appropriate
- Attempt to avoid poor management, whose interests are not aligned with shareholders

Elevation Capital's bottom-up, proprietary research tends to lead the Fund to investment opportunities in medium and smaller capitalization companies in out of favour or overlooked industries / sectors. The Fund invests long only and is indifferent to index compositions. Given our strict value discipline the Fund may hold a portion of assets in cash during periods when attractive investments cannot be found.

*Please see separate risk disclosure statement on the next page for further important information.*

**Current Unit Price / Key Information**

CURRENT UNIT PRICE	NZ\$ 1.1054
Application Price	NZ\$ 1.1121
Redemption Price	NZ\$ 1.1054
Number of Holdings	44
Number of Countries	12
FX Hedges	Nil
Fund Size	NZ\$ 1.215mln
Units on Issue	1,099,186 units
Unlisted Investments / OTC*	3.17% [NZ] / 3.77% [US]
Fund Manager	Christopher Swasbrook
Inception Date	09 December 2008
Unit Pricing / Update	Monthly
Investor Letters	Quarterly
Investment Horizon	5 years+
Benchmark	NZ CPI +5.00%
Management Fee	0.95%
Performance Fee	20% of gains above benchmark
High-Water Mark	Yes

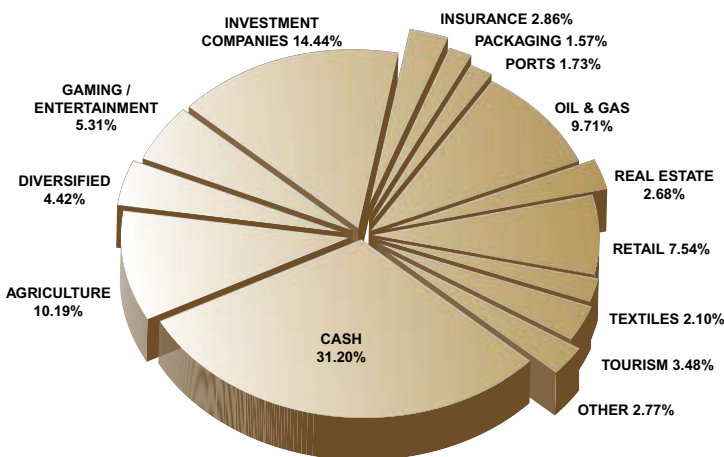
\* OTC = Over-The-Counter  
Buy Spread of 0.6% is paid to the Fund.  
Exit Price is before Break Fees payable to the Manager.  
The Break Fees are detailed in the Investment Statement, Prospectus and Establishment Deed. All of which are available at [www.elevationcapital.co.nz](http://www.elevationcapital.co.nz) or on request from the Manager.

**Portfolio Investment Returns**

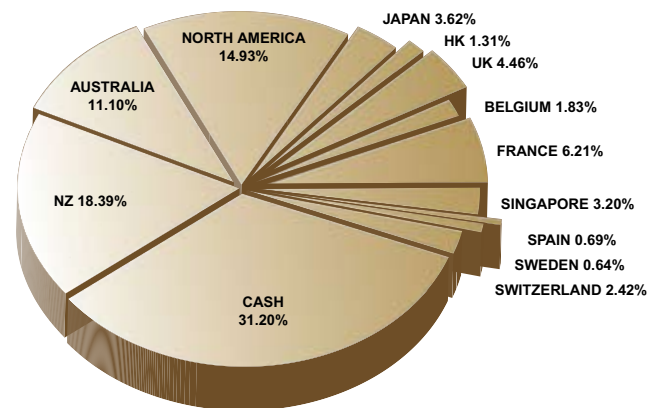
	VALUE FUND (+/- %) [NET]	VALUE FUND (+/- %) [GROSS]	BENCHMARK NZ CPI +5% [GROSS]
March - 2010	+2.60%	+2.87%	+0.35%
Quarter	+3.12%	+3.91%	+1.04%
Financial YTD	+12.45%	+14.91%	+7.05%
2010	+3.12%	+3.91%	+1.04%
Since Inception	+10.54%	+13.17%	+8.59%

Performance returns are calculated using exit price to exit price, net of taxes and ongoing fees, but excluding entry costs and break fees and any individual taxes. The performance quoted represents past performance, which does not guarantee future results. The investment return and principal value of an investment in the Fund will fluctuate, so that an investor's units in the Fund, when redeemed, may be worth more or less than their original cost. Current performance may be lower or higher than the performance data quoted.

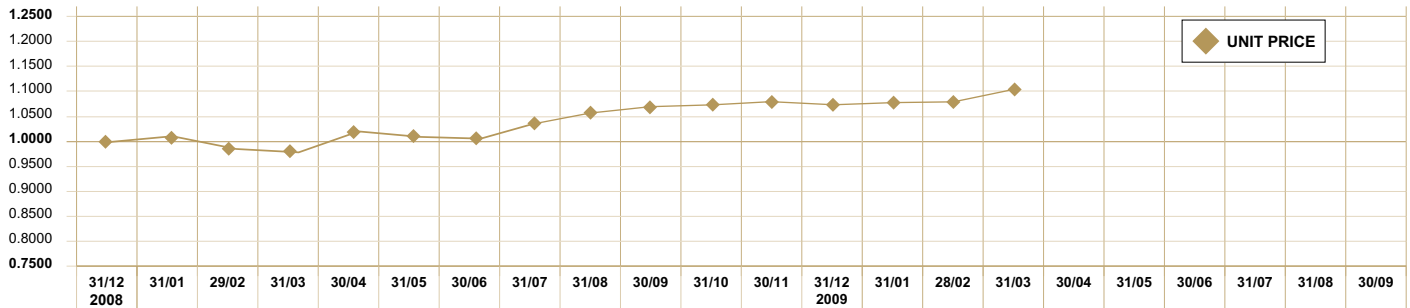
**Portfolio Composition - Industry**



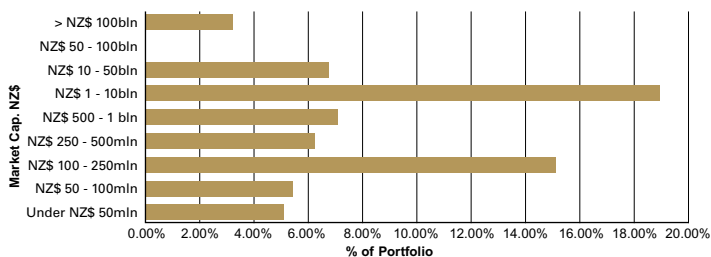
**Portfolio Composition - Market**



## Fund NAV – Since Inception



## Portfolio by Market Capitalisation



## Portfolio Characteristics

Portfolio Turnover <sup>1</sup>	5.30%
Median Market Cap. <sup>2</sup>	NZ\$ 1.005 bln
Weighted Market Cap. <sup>2</sup>	NZ\$ 701.36 mln
Price-to-Book <sup>2</sup>	0.78x
Dividend Yield <sup>2</sup>	2.74%
Total Debt-to-Equity <sup>2</sup>	0.29x

<sup>1</sup>Based on trading activity for the period 1 April 2009 – 31 March 2010  
<sup>2</sup>Source: Thomson Portfolio Analytics; based on listed equities only – excludes all unlisted equity investments held by the fund & Schweizerische Nationalbank in Switzerland.

## Other Information

Fund Domicile	New Zealand
Investable Asset Classes	Global Equities & NZD Cash
Leverage	Nil
Short Selling	Nil
Max Position Size	2.50%
Trustee	NZGT - New Zealand Guardian Trust
Auditors / Tax	KPMG
Fund Administrators	MMc Limited
Custodian	Custodial Services Limited
Entry Cost	0.60% (“buy spread” to cover the Fund’s transaction costs)
Exit Cost / Break Fee	5.00% (if investor exits within 12 months) 3.50% (if investor exits after 12 but before 24 months) 2.00% (if investor exits after 24 but before 36 months) Nil (if investor exits after 36 months)
Trustee Fee*	0.10% pa of the Gross Asset Value of the Fund (min. fees apply)
Fund Administration Fee*	0.225% pa of the Gross Asset Value of the Fund (min. fees apply)
Custodial Fee*	0.15% – 0.30% pa of the Gross Asset Value of the Fund (scaled)
Distribution Policy	Nil – the manager reserves the right to change the distribution policy
Minimum Initial Investment	NZ\$ 5,000
Minimum Regular Contribution	NZ\$ 100
Regular Contribution Plan	Monthly, Quarterly, Annually
Redemption	Monthly (with 30 days’ notice in writing)

\*GST will be charged at 12.5% on 10% of the Management Fee, 10% of the Performance Fee, 75% of the Trustee Fee, and 100% of the Fund Administration and Custodial Fees.

## Risk Disclosure Statement

The information contained in this report has been prepared solely for informational purposes. It is not an offer to buy or sell or a solicitation of an offer to buy or sell units in the Elevation Capital Value Fund or to participate in any trading strategy. If any offer of units in the Elevation Capital Value Fund is made, it shall be pursuant to a definitive Investment Statement and Prospectus prepared by or on behalf of the Elevation Capital Value Fund which will supersede this information in its entirety.

Any decision to invest in the Elevation Capital Value Fund should be made only after reviewing the definitive Investment Statement and Prospectus (available at [www.elevationcapital.co.nz](http://www.elevationcapital.co.nz) or by contacting Elevation Capital Management Limited, PO Box 911145, Victoria Street West, Auckland 1142, New Zealand), conducting such investigations as the investor deems necessary and consulting the investor’s own investment, legal and tax advisors in order to make an independent determination of the suitability and consequences of an investment in the Fund.

All performance data, portfolio composition data and risk targets contained in this report are subject to revision by the Manager and are provided solely as a guide to current expectations. There can be no assurance that the Fund will achieve any targets or that there will be any return on or of capital.

### Historical returns are not predictive of future results.

International investments involve special risks, including currency fluctuations, lower liquidity, different accounting methods, economic and political systems. These risks are typically greater in emerging markets. The Fund may invest a significant portion of its assets in the stocks of small and medium-sized companies, which tend to be more volatile and less liquid than those of large companies, may have underperformed the stocks of larger companies during some periods and tend to have a shorter history of operations than larger companies.

**Value stocks may underperform other asset types during a given period.**